



Organizations that have achieved
The Gold Seal of Approval® from
The Joint Commission®



Quality Report





Capital Health Medical Center - Hopewell

HCO ID: 502836
One Capital Way
Pennington, NJ, 08534
(609) 537-6081
www.capitalhealth.org

Summary of Quality Information

Accreditation Programs

[View Accreditation History](#)



| Hospital | Accreditation Decision | Effective Date | Last Full Survey Date | Last On-Site Survey Date |
|--------------------------|----------------------------|----------------|-----------------------|--------------------------|
| | Accredited | 5/14/2016 | 5/13/2016 | 5/13/2016 |

Advanced Certification Programs

[View Certification History](#)



[Advanced Palliative Care](#)

Certification Decision

[Certification](#)

Effective Date

1/10/2018

Last Full Survey Date

11/17/2017

Last On-Site Survey Date

11/17/2017



[Primary Stroke Center](#)

Certification Decision

[Certification](#)

Effective Date

10/7/2016

Last Full Survey Date

10/6/2016

Last On-Site Survey Date

10/6/2016

Core Certification Programs



[Joint Replacement - Hip](#)

Certification Decision

[Certification](#)

Effective Date

6/8/2016

Last Full Survey Date

6/7/2016

Last On-Site Survey Date

6/7/2016

Sites

Bordentown Family Medical Center

1 Third St.

Bordentown, NJ, 08505

Available Services

- Perform Invasive Procedure (Outpatient)
- Single Specialty Practitioner (Outpatient)

Capital Health Center for Digestive Health

Two Capital Way, Suite 380

Pennington, NJ, 08534

Available Services

- Single Specialty Practitioner (Outpatient)

Capital Health Endocrinology Specialists

Two Capital Way, Suite 290

Pennington, NJ, 08534

Available Services

- Perform Invasive Procedure (Outpatient)
- Single Specialty Practitioner (Outpatient)

Capital Health Medical Center - Hopewell

One Capital Way

Pennington, NJ, 08534

Available Services

- Brachytherapy (Imaging/Diagnostic Services)
- Cardiac Catheterization Lab (Surgical Services)
- CT Scanner (Imaging/Diagnostic Services)
- Ear/Nose/Throat Surgery (Surgical Services)

- EEG/EKG/EMG Lab (Imaging/Diagnostic Services)
- Gastroenterology (Surgical Services)
- GI or Endoscopy Lab (Imaging/Diagnostic Services)
- Gynecological Surgery (Surgical Services)
- Gynecology (Inpatient)
- Inpatient Unit (Inpatient)
- Interventional Radiology (Imaging/Diagnostic Services)
- Labor & Delivery (Inpatient)
- Magnetic Resonance Imaging (Imaging/Diagnostic Services)
- Medical /Surgical Unit (Inpatient)
- Medical ICU (Intensive Care Unit)
- Neurosurgery (Surgical Services)
- Normal Newborn Nursery (Inpatient)
- Nuclear Medicine (Imaging/Diagnostic Services)
- Ophthalmology (Surgical Services)
- Orthopedic Surgery (Surgical Services)
- Outpatient Clinics (Outpatient)
- Pediatric Unit (Inpatient)
- Plastic Surgery (Surgical Services)
- Positron Emission Tomography (PET) (Imaging/Diagnostic Services)
- Post Anesthesia Care Unit (PACU) (Inpatient)
- Radiation Oncology (Imaging/Diagnostic Services)
- Surgical Unit (Inpatient)
- Teleradiology (Imaging/Diagnostic Services)
- Thoracic Surgery (Surgical Services)
- Ultrasound (Imaging/Diagnostic Services)
- Urology (Surgical Services)
- Vascular Surgery (Surgical Services)

Certification Programs

- Advanced Palliative Care
- Joint Replacement - Hip
- Primary Stroke Center

Capital Health Primary Care - Columbus

23203 Columbus Road
Columbus, NJ, 08022

Available Services

- Single Specialty Practitioner (Outpatient)

Capital Health Primary Care - Ewing

1230 Parkway Ave, Suite 203
Ewing, NJ, 08628

Available Services

- Perform Invasive Procedure (Outpatient)
- Single Specialty Practitioner (Outpatient)

Capital Health Primary Care - Lower Makefield

1050 Stoney Hill Road
Yardley, PA, 19067

Available Services

- Perform Invasive Procedure (Outpatient)
- Single Specialty Practitioner (Outpatient)

Capital Health Primary Care - Mountainview

850 Bear Tavern Road, Suite 309
Trenton, NJ, 08628

Available Services

- Brachytherapy (Imaging/Diagnostic Services)
- Cardiac Catheterization Lab (Surgical Services)
- Cardiovascular Unit (Inpatient)
- CT Scanner (Imaging/Diagnostic Services)
- Ear/Nose/Throat Surgery (Surgical Services)
- EEG/EKG/EMG Lab (Imaging/Diagnostic Services)
- Gastroenterology (Surgical Services)
- GI or Endoscopy Lab (Imaging/Diagnostic Services)
- Gynecological Surgery (Surgical Services)
- Gynecology (Inpatient)
- Inpatient Unit (Inpatient)
- Interventional Radiology (Imaging/Diagnostic Services)
- Labor & Delivery (Inpatient)
- Magnetic Resonance Imaging (Imaging/Diagnostic Services)
- Medical /Surgical Unit (Inpatient)
- Medical ICU (Intensive Care Unit)
- Neurosurgery (Surgical Services)
- Normal Newborn Nursery (Inpatient)
- Nuclear Medicine (Imaging/Diagnostic Services)
- Orthopedic Surgery (Surgical Services)
- Outpatient Clinics (Outpatient)
- Pediatric Unit (Inpatient)
- Perform Invasive Procedure (Outpatient)
- Plastic Surgery (Surgical Services)
- Positron Emission Tomography (PET) (Imaging/Diagnostic Services)
- Post Anesthesia Care Unit (PACU) (Inpatient)
- Radiation Oncology (Imaging/Diagnostic Services)
- Single Specialty Practitioner (Outpatient)
- Surgical Unit (Inpatient)
- Teleradiology (Imaging/Diagnostic Services)
- Thoracic Surgery (Surgical Services)
- Ultrasound (Imaging/Diagnostic Services)
- Urology (Surgical Services)
- Vascular Surgery (Surgical Services)

Capital Health Primary Care - Princeton

811 Executive Drive, Suite 811-813
Princeton, NJ, 08540

Available Services

- Outpatient Clinics (Outpatient)
- Perform Invasive Procedure (Outpatient)

Capital Health Primary Care - Quakerbridge

4056 Quakerbridge Road, Suite 101
Lawrence Township, NJ, 08648

Available Services

- Perform Invasive Procedure (Outpatient)
- Single Specialty Practitioner (Outpatient)

Capital Health Primary Care - Robbinsville

2330 Route 33
Robbinsville, NJ, 08691

Available Services

- Single Specialty Practitioner (Outpatient)

Capital Health Surgical Group

Two Capital Way, Suite 356
Pennington, NJ, 08534

Available Services

- Outpatient Clinics (Outpatient)
- Perform Invasive Procedure (Outpatient)

Capital Health System at Hamilton

1401/1445 Whitehorse-Mercerville Road
Trenton, NJ, 08619

Available Services

- Outpatient Clinics (Outpatient)
- Perform Invasive Procedure (Outpatient)

Capital Institute for Neurosciences

Two Capital Way, Suite 456
Pennington, NJ, 08534

Available Services

- Outpatient Clinics (Outpatient)
- Perform Invasive Procedure (Outpatient)

Capital Institute for Neurosciences - Langhorne

680 Middletown Blvd. #100
Langhorne, PA, 19047

Available Services

- Single Specialty Practitioner (Outpatient)

Heart Care Associates at Capital Health

Two Capital Way, Suite 357
Pennington, NJ, 08534

Available Services

- Single Specialty Practitioner (Outpatient)

Plastic Surgery Associates of NJ

Two Capital Way, Suite 505
Pennington, NJ, 08534

Available Services

- Perform Invasive Procedure (Outpatient)
- Single Specialty Practitioner (Outpatient)

Special Quality Awards

Due to our commitment to accurate data reporting, The Joint Commission is suspending the practice of updating Special Quality Awards until further notice







- **2014** Silver Get With The Guidelines - Heart Failure
- **2013** Silver Plus Get With The Guidelines - Stroke

Cooperative Agreements

Hospital - Accredited by [American College of Surgeons-Commission on Cancer \(ACoS-COC\)](#)

National Patient Safety Goals and National Quality Improvement Goals

Symbol Key

-  This organization achieved the best possible results
-  This organization's performance is above the target range/value
-  This organization's performance is similar to the target range/value
-  This organization's performance is below the target range/value
-  This measure is not applicable for this organization
-  Not displayed

Measures Footnote Key

1. The measure or measure set was not reported.
2. The measure set does not have an overall result.
3. The number is not enough for comparison purposes.
4. The measure meets the Privacy Disclosure Threshold rule.
5. The organization scored above 90% but was below most other organizations.
6. The measure results are not statistically valid.
7. The measure results are based on a sample of patients.
8. The number of months with measure data is below the reporting requirement.
9. The measure results are temporarily suppressed pending resubmission of updated data.
10. Test Measure: a measure being evaluated for reliability of the individual data elements or awaiting National Quality Forum Endorsement.
11. There were no eligible patients that met the denominator criteria.




The Joint Commission only reports measures endorsed by the [National Quality Forum](#).

* This information can also be viewed at [Hospital Compare](#).

** Indicates per 1000 hours of patient care.

*** The measure was not in effect for this quarter.

---- Null value or data not displayed.

| Hospital | 2016 National Patient Safety Goals | Nationwide Comparison: | Statewide Comparison: |
|---|--|---|-----------------------|
| Reporting Period: July 2016 - June 2017 | | | |
| National Quality Improvement Goals: | | | |
| Emergency Department | National Comparison: 2 | Statewide Comparison:  | |
| Immunization | National Comparison: 2 | Statewide Comparison:  2 | |
| Perinatal Care | National Comparison: 2 | Statewide Comparison:  2 | |

[New Changes to Quarterly Measure](#)

[Download Quarterly Measure Results](#)


The Joint Commission only reports measures endorsed by the [National Quality Forum](#).

* State results are not calculated for the National Patient Safety Goals.

National Quality Improvement Goals:

Capital Health Medical Center - Hopewell

HCO ID: 502836
 One Capital Way
 Pennington , NJ, 08534

| Measure Area | Nationwide | Statewide |
|--|---|---|
| Perinatal Care Compared to Other Joint Commission Accredited Organizations Read More |  2 |  2 |

| Measure | Hospital Results | Nationwide Top 10% Scored at Least | Average Rate | Statewide Top 10% Scored at Least | Average Rate | | |
|---|---------------------------------|------------------------------------|-------------------------|-----------------------------------|--------------|--------------|-------|
| Elective Delivery Read More See Quarterly Results | ✔ 1% of 81 Eligible Patients | Nationwide Statewide | Top 10% Scored at Least | 0% | 2% | Average Rate | 0% 1% |

Quarterly Measure Results

Number of Eligible Patients

Rate

Nationwide Average

Jul - Sep 2016

81

0%

2%

Oct - Dec 2016

81

0%

2%

Jan - Mar 2017

81

0%

2%

Apr - Jun 2017

81

4%

2%

| Measure | Hospital Results | Nationwide Top 10% Scored at Least | Average Rate | Statewide Top 10% Scored at Least | Average Rate | | |
|---|-----------------------------------|------------------------------------|-------------------------|-----------------------------------|--------------|--------------|---------|
| Exclusive Breast Milk Feeding Read More See Quarterly Results | ✔ 55% of 452 Eligible Patients | Nationwide Statewide | Top 10% Scored at Least | 74% | 52% | Average Rate | 56% 44% |

Quarterly Measure Results

Number of Eligible Patients

Rate

Nationwide Average

Jul - Sep 2016

452

62%

54%

Oct - Dec 2016

452

56%

52%

Jan - Mar 2017

452

53%

51%

Apr - Jun 2017

452

51%

52%

| Measure | Hospital Results | Nationwide Top 10% Scored at Least | Average Rate | Statewide Top 10% Scored at Least | Average Rate | | |
|--|--|------------------------------------|-------------------------|-----------------------------------|--------------|--------------|----------|
| Antenatal Steroids Read More See Quarterly Results |  100% of 14 Eligible Patients | Nationwide Statewide | Top 10% Scored at Least | 100% | 98% | Average Rate | 100% 99% |

Quarterly Measure Results

Number of Eligible Patients

Rate

Nationwide Average

Jul - Sep 2016

14

100%

98%

Oct - Dec 2016

14

100%

98%

Jan - Mar 2017

14

100%

98%

Apr - Jun 2017

14

100%

98%

Measure Area

Nationwide Statewide

Emergency Department Compared to Other Joint Commission
[Read More](#) Accredited Organizations

2

2

| Measure | Hospital Results | Nationwide | Weighted Median | Statewide | Weighted Median | | |
|--|--|------------------------|-------------------------|------------------------|-----------------|--------------|---------------|
| | | Top 10% Scored at Most | | Top 10% Scored at Most | | | |
| Median Time from ED Arrival to ED Departure for Admitted ED Patients Read More See Quarterly Results | 2 299.00 minutes 516 eligible Patients | Nationwide Statewide | Top 10% Scored at Least | 204.00 | 317.00 | Average Rate | 280.02 370.57 |

Quarterly Measure Results

Number of Eligible Patients
 Weighted Median Minutes
 Nationwide Weighted Median Minutes

Jul - Sep 2016

516
 291.00
 307.31

Oct - Dec 2016

516
 297.00
 310.10

Jan - Mar 2017

516
 307.00
 336.89

Apr - Jun 2017

516
 299.00
 309.46

| Measure | Hospital Results | Nationwide Top 10% Scored at Most | Weighted Median | Statewide Top 10% Scored at Most | Weighted Median | Average Rate | |
|--|---|-----------------------------------|-------------------------|----------------------------------|-----------------|--------------|--------|
| Admit Decision Time to ED Departure Time for Admitted Patients Read More See Quarterly Results | ND 2 114.00 minutes 515 eligible Patients | Nationwide Statewide | Top 10% Scored at Least | 55.00 | 131.00 | 103.48 | 163.23 |

Quarterly Measure Results

Number of Eligible Patients
 Weighted Median Minutes
 Nationwide Weighted Median Minutes

Jul - Sep 2016

515
 115.00
 121.11

Oct - Dec 2016

515
 104.00
 125.13

Jan - Mar 2017


515
 119.00
 145.90

Apr - Jun 2017

515
 117.00
 127.25

Measure Area Nationwide Statewide

Immunization Compared to Other Joint Commission N/D2 N/D2
[Read More](#) Accredited Organizations

| Measure | Hospital Results | Nationwide Top 10% Scored at Least | Average Rate | Statewide Top 10% Scored at Least | Average Rate | | |
|--|--|------------------------------------|-------------------------|-----------------------------------|--------------|--------------|----------|
| Influenza Immunization Read More See Quarterly Results |  100% of 467 Eligible Patients | Nationwide Statewide | Top 10% Scored at Least | 100% | 94% | Average Rate | 100% 96% |

Quarterly Measure Results

Number of Eligible Patients

Rate

Nationwide Average

Apr - Jun 2017

1

1

1

Jul - Sep 2017

1

1

1

Jan - Mar 2017

467

100%

95%

Oct - Dec 2016

467

100%

93%