



Organizations that have achieved  
The Gold Seal of Approval® from  
The Joint Commission®



# Quality Report





# Cookeville Regional Medical Center

HCO ID: 7821  
1 Medical Center Boulevard  
Cookeville, TN, 38501  
(931) 528-2541  
[www.crmchealth.org](http://www.crmchealth.org)

## Summary of Quality Information

### Accreditation Programs

#### [View Accreditation History](#)



<a href="#">Hospital</a>	Accreditation Decision	Effective Date	Last Full Survey Date	Last On-Site Survey Date
	<a href="#">Accredited</a>	4/17/2021	4/16/2021	6/18/2021

### Advanced Certification Programs

#### [View Certification History](#)



#### [Primary Stroke Center](#)

#### Certification Decision

[Certification](#)

#### Effective Date

2/24/2021

#### Last Full Survey Date

2/23/2021

#### Last On-Site Survey Date

2/23/2021

## Core Certification Programs



### Hip Fracture

#### **Certification Decision**

[Certification](#)

#### **Effective Date**

12/17/2020

#### **Last Full Survey Date**

12/16/2020

#### **Last On-Site Survey Date**

12/16/2020



### Sepsis

#### **Certification Decision**

[Certification](#)

#### **Effective Date**

6/16/2021

#### **Last Full Survey Date**

6/15/2021

#### **Last On-Site Survey Date**

6/15/2021

## Sites

### **Advanced Wound Center at Cookeville Regional Medical Center**

DBA: Advanced Wound Center at Cookeville Regional Medical Center

250 N. Cedar Avenue

Cookeville, TN, 38501

#### **Available Services**

- Outpatient Clinics (Outpatient )
- Perform Invasive Procedure (Outpatient )

### **Cardiac & Pulmonary Rehabilitation Center**

228 West 4th Street, Suite 100

Cookeville, TN, 38501

#### **Available Services**

- Outpatient Clinics (Outpatient )

### **Cookeville Regional Medical Center Authority**

DBA: Cookeville Regional Medical Center Authority

1 Medical Center Boulevard

Cookeville, TN, 38501

## Available Services

- Cardiac Catheterization Lab (Surgical Services )
- Cardiac Surgery (Surgical Services )
- Cardiothoracic Surgery (Surgical Services )
- Cardiovascular Unit (Inpatient )
- Coronary Care Unit (Inpatient )
- CT Scanner (Imaging/Diagnostic Services )
- Dialysis Unit (Inpatient )
- Ear/Nose/Throat Surgery (Surgical Services )
- EEG/EKG/EMG Lab (Imaging/Diagnostic Services )
- Gastroenterology (Surgical Services )
- GI or Endoscopy Lab (Imaging/Diagnostic Services )
- Gynecological Surgery (Surgical Services )
- Gynecology (Inpatient )
- Hazardous Medication Compounding (Inpatient )
- Hematology/Oncology Unit (Inpatient )
- Inpatient Unit (Inpatient )
- Interventional Radiology (Imaging/Diagnostic Services )
- Labor & Delivery (Inpatient )
- Magnetic Resonance Imaging (Imaging/Diagnostic Services )
- Medical /Surgical Unit (Inpatient )
- Medical ICU (Intensive Care Unit )
- Neuro/Spine Unit (Inpatient )
- Neurosurgery (Surgical Services )
- Non-Sterile Medication Compounding (Inpatient )
- Normal Newborn Nursery (Inpatient )
- Nuclear Medicine (Imaging/Diagnostic Services )
- Orthopedic Surgery (Surgical Services )
- Orthopedic/Spine Unit (Inpatient )
- Outpatient Clinics (Outpatient )
- Pediatric Unit (Inpatient )
- Positron Emission Tomography (PET) (Imaging/Diagnostic Services )
- Post Anesthesia Care Unit (PACU) (Inpatient )
- Radiation Oncology (Imaging/Diagnostic Services )
- Sterile Medication Compounding (Inpatient )
- Surgical ICU (Intensive Care Unit )
- Surgical Unit (Inpatient )
- Teleradiology (Imaging/Diagnostic Services )
- Thoracic Surgery (Surgical Services )
- Ultrasound (Imaging/Diagnostic Services )
- Urology (Surgical Services )
- Vascular Surgery (Surgical Services )

## Certification Programs

- Hip Fracture
- Primary Stroke Center
- Sepsis

## CRMC Surgery Center - Whitney

DBA: CRMC Surgery Center - Whitney  
467 North Whitney Avenue  
Cookeville, TN, 38501

## Available Services

- Administration of Blood Product (Outpatient )

- Administration of High Risk Medications (Outpatient )
- Ambulatory Surgery Center (Outpatient )
- Anesthesia (Outpatient )
- Perform Invasive Procedure (Outpatient )

### **Diabetes Education Program**

127 N. Oak  
Cookeville, TN, 38501

#### **Available Services**

- Outpatient Clinics (Outpatient )

### **Outpatient Physical Therapy Department**

215 West 6th Street  
Cookeville, TN, 38501

#### **Available Services**

- Outpatient Clinics (Outpatient )

### **Rehab Center**

215 West 6th Street  
Cookeville, TN, 38501

#### **Available Services**

- Inpatient Unit (Inpatient )
- Medical /Surgical Unit (Inpatient )
- Rehabilitation Unit (Inpatient )
- Rehabilitation Unit (24-hour Acute Care/Crisis Stabilization )

### **The Sleep Center at CRMC**

DBA: The Sleep Center at CRMC  
100 West 4th Street Suite 350  
Cookeville, TN, 38501

#### **Available Services**

- Outpatient Clinics (Outpatient )

## **Special Quality Awards**

*Due to our commitment to accurate data reporting, The Joint Commission is suspending the practice of updating Special Quality Awards until further notice*







- **2015 ACS National Surgical Quality Improvement Program**

## Cooperative Agreements

**Hospital** - Accredited by [American College of Surgeons-Commission on Cancer \(ACoS-COC\)](#)

## National Patient Safety Goals and National Quality Improvement Goals

### Symbol Key

-  This organization achieved the best possible results
-  This organization's performance is above the target range/value
-  This organization's performance is similar to the target range/value
-  This organization's performance is below the target range/value
-  This measure is not applicable for this organization
-  Not displayed

### Measures Footnote Key

1. The measure or measure set was not reported.
2. The measure set does not have an overall result.
3. The number is not enough for comparison purposes.
4. The measure meets the Privacy Disclosure Threshold rule.
5. The organization scored above 90% but was below most other organizations.
6. The measure results are not statistically valid.
7. The measure results are based on a sample of patients.
8. The number of months with measure data is below the reporting requirement.
9. The measure results are temporarily suppressed pending resubmission of updated data.
10. Test Measure: a measure being evaluated for reliability of the individual data elements or awaiting National Quality Forum Endorsement.
11. There were no eligible patients that met the denominator criteria.

The Joint Commission only reports measures endorsed by the [National Quality Forum](#).

\* This information can also be viewed at [Hospital Compare](#).

\*\* Indicates per 1000 hours of patient care.

\*\*\* The measure was not in effect for this quarter.

---- Null value or data not displayed.



Hospital	<a href="#">2021 National Patient Safety Goals</a>	Nationwide Comparison:	Statewide Comparison:
Reporting Period: January 2019 - December 2019			
<a href="#">National Quality Improvement Goals:</a>			
	<a href="#">Emergency Department</a>	National Comparison:  2	Statewide Comparison:  2
	<a href="#">Perinatal Care</a>	National Comparison:  2	Statewide Comparison:  2

[New Changes to Quarterly Measure](#)

[Download Quarterly Measure Results](#)

The Joint Commission only reports measures endorsed by the [National Quality Forum](#).

\* State results are not calculated for the National Patient Safety Goals.

National Quality Improvement Goals:

## Cookeville Regional Medical Center

HCO ID: 7821  
 1 Medical Center Boulevard  
 Cookeville , TN, 38501

Measure Area	Nationwide	Statewide
Perinatal Care Compared to Other Joint Commission Accredited Organizations	2	2

Measure	Hospital Results	Nationwide Top 10% Scored at Least	Average Rate	Statewide Top 10% Scored at Least	Average Rate
Elective Delivery <a href="#">Read More</a> <a href="#">See Quarterly Results</a>	 7% of 55 Eligible Patients	Nationwide Statewide	Top 10% Scored at Least	0%	2%
				Average Rate	0% 2%

## Quarterly Measure Results

Number of Eligible Patients

Rate

Nationwide Average

**Jan - Mar 2019**

55

11%

2%

**Apr - Jun 2019**

55

7%

2%

**Jul - Sep 2019**

55

0%

2%

**Oct - Dec 2019**

55

11%

2%

Measure	Hospital Results	Nationwide Top 10% Scored at Least	Average Rate	Statewide Top 10% Scored at Least	Average Rate		
Cesarean Birth <a href="#">Read More</a> <a href="#">See Quarterly Results</a>	⊕ 0% of Eligible Patients	Nationwide Statewide	Top 10% Scored at Least	12%	25%	Average Rate	13% 25%



## Quarterly Measure Results

Number of Eligible Patients

Rate

Nationwide Average

**Jan - Mar 2019**

1

1

25%

**Apr - Jun 2019**

1

1

25%

**Jul - Sep 2019**

1

1

25%

**Oct - Dec 2019**

1

1

25%

Measure	Hospital Results	Nationwide Top 10% Scored at Least	Average Rate	Statewide Top 10% Scored at Least	Average Rate		
Exclusive Breast Milk Feeding <a href="#">Read More</a> <a href="#">See Quarterly Results</a>	31% of 1447 Eligible Patients	Nationwide Statewide	Top 10% Scored at Least	73%	51%	Average Rate	51% 35%

## Quarterly Measure Results

Number of Eligible Patients

Rate

Nationwide Average

**Jan - Mar 2019**

1447

32%

51%

**Apr - Jun 2019**

1447

30%

52%

**Jul - Sep 2019**

1447

32%

51%

**Oct - Dec 2019**

1447

29%

50%

Measure	Hospital Results	Nationwide Top 10% Scored at Least	Average Rate	Statewide Top 10% Scored at Least	Average Rate		
Antenatal Steroids <a href="#">Read More</a> (No Quarterly Results are available)	<span style="border: 1px solid black; border-radius: 50%; padding: 2px;">ND</span> 3 ----	Nationwide Statewide	Top 10% Scored at Least	100%	98%	Average Rate	100% 98%

## Quarterly Measure Results

Number of Eligible Patients  
Rate

Nationwide Average

**Jan - Mar 2019**

1

1

98%

**Apr - Jun 2019**

1

1

99%

**Jul - Sep 2019**

1

1

99%

**Oct - Dec 2019**

1

1

98%

Measure	Hospital Results	Nationwide Top 10% Scored at Least	Average Rate	Statewide Top 10% Scored at Least	Average Rate	Average Rate	
Unexpected Complications in Term Newborns per 1000 livebirths - Overall Rate <a href="#">Read More</a> <a href="#">See Quarterly Results</a>	 10 36% of 1336 Eligible Patients	Nationwide Statewide	Top 10% Scored at Least	17%	32%	Average Rate	18% 35%

## Quarterly Measure Results

Number of Eligible Patients

Rate

Nationwide Average

**Jan - Mar 2019**

1336

30%

32%

**Apr - Jun 2019**

1336

38%

31%

**Jul - Sep 2019**

1336

55%

32%

**Oct - Dec 2019**

1336

18%

32%

Measure	Hospital Results	Nationwide Top 10% Scored at Least	Average Rate	Statewide Top 10% Scored at Least	Average Rate		
Unexpected Complications in Term Newborns per 1000 livebirths - Severe Rate	ND 10 16% of 1336 Eligible Patients	Nationwide Statewide	Top 10% Scored at Least	6%	13%	Average Rate	7% 18%
<a href="#">Read More</a> <a href="#">See Quarterly Results</a>							

## Quarterly Measure Results

Number of Eligible Patients

Rate

Nationwide Average

**Jan - Mar 2019**

1336

15%

14%

**Apr - Jun 2019**

1336

16%

13%

**Jul - Sep 2019**

1336

19%

14%

**Oct - Dec 2019**

1336

12%

13%

Measure	Hospital Results	Nationwide Top 10% Scored at Least	Average Rate	Statewide Top 10% Scored at Least	Average Rate		
Unexpected Complications in Term Newborns per 1000 livebirths - Moderate Rate	(ND) 10 20% of 1336 Eligible Patients	Nationwide Statewide	Top 10% Scored at Least	3%	18%	Average Rate	2% 18%
<a href="#">Read More</a> <a href="#">See Quarterly Results</a>							



## Quarterly Measure Results

Number of Eligible Patients  
Weighted Median Minutes  
Nationwide Weighted Median Minutes

### Jan - Mar 2019

422  
175.00  
149.03

### Apr - Jun 2019

1  
1  
129.15

### Jul - Sep 2019

422  
188.00  
123.92

### Oct - Dec 2019

422  
165.00  
129.12