



Organizations that have achieved
The Gold Seal of Approval® from
The Joint Commission®



Quality Report



Fort HealthCare, Inc.



DBA: Fort HealthCare, Inc.
HCO ID: 7636
611 Sherman Avenue East
Fort Atkinson, WI, 53538
(920) 568-5000
www.forthhealthcare.com

Summary of Quality Information

Accreditation Programs

[View Accreditation History](#)



Accreditation Decision	Effective Date	Last Full Survey Date	Last On-Site Survey Date
Hospital Accredited	6/22/2019	6/21/2019	8/2/2019

Sites

Fort HealthCare Cambridge Clinic

704 Katie Court
Cambridge, WI, 53523

Available Services

- Outpatient Clinics (Outpatient)

Fort HealthCare Center for Women's Health

650 McMillen Street
Fort Atkinson, WI, 53538

Available Services

- Single Specialty Practitioner (Outpatient)

Fort HealthCare Ear, Nose & Throat Specialists

512 Wilcox
Fort Atkinson, WI, 53538

Available Services

- Perform Invasive Procedure (Outpatient)
- Single Specialty Practitioner (Outpatient)

Fort HealthCare Integrated Family Care

1520 Madison Avenue
Fort Atkinson, WI, 53538

Available Services

- Behavioral Health (Non 24 Hour Care - Adult)
- Behavioral Health (Non 24 Hour Care - Child/Youth)
- Community Integration (Non 24 Hour Care)
- Outpatient Clinics (Outpatient)
- Outpatient Crisis Stabilization

Fort HealthCare Internal Medicine & Pediatrics

500 McMillen Street
Fort Atkinson, WI, 53538

Available Services

- Behavioral Health (Non 24 Hour Care - Adult)
- Behavioral Health (Non 24 Hour Care - Child/Youth)
- Community Integration (Non 24 Hour Care)
- Outpatient Clinics (Outpatient)
- Outpatient Crisis Stabilization

Fort HealthCare Jefferson

840 W. Racine Street
Jefferson, WI, 53549

Available Services

- Single Specialty Practitioner (Outpatient)

Fort HealthCare Johnson Creek

400 Doctors Court
Johnson Creek, WI, 53038

Available Services

- Outpatient Clinics (Outpatient)

Fort HealthCare Lake Mills

200 E. Tyrannena Park Road
Lake Mills, WI, 53551

Available Services

- Behavioral Health (Non 24 Hour Care - Adult)
- Behavioral Health (Non 24 Hour Care - Child/Youth)
- Community Integration (Non 24 Hour Care)
- Outpatient Clinics (Outpatient)
- Outpatient Crisis Stabilization

Fort HealthCare Orthopedics & Rehab

1504 Madison Avenue
Fort Atkinson, WI, 53538

Available Services

- Outpatient Clinics (Outpatient)

Fort HealthCare Pain Management Clinic

1604 Madison Avenue

Fort Atkinson, WI, 53538

Available Services

- Single Specialty Practitioner (Outpatient)

Other Clinics/Practices Located at This Site:

- Pain Centers of Wisconsin - Fort Atkinson

Fort HealthCare Surgical Associates & Business Office

212 Milwaukee Avenue West

Fort Atkinson, WI, 53538

Available Services

- Perform Invasive Procedure (Outpatient)
- Single Specialty Practitioner (Outpatient)

Fort HealthCare Whitewater Clinic

1461 West Main Street

Whitewater, WI, 53190

Available Services

- Outpatient Clinics (Outpatient)

Fort HealthCare, Inc.

611 Sherman Avenue E

Fort Atkinson, WI, 53538







Available Services

- Allergen Extract (Inpatient)
- CT Scanner (Imaging/Diagnostic Services)
- Ear/Nose/Throat Surgery (Surgical Services)
- EEG/EKG/EMG Lab (Imaging/Diagnostic Services)
- Gastroenterology (Surgical Services)
- Gynecological Surgery (Surgical Services)
- Hazardous Medication Compounding (Inpatient)
- Inpatient Unit (Inpatient)
- Interventional Radiology (Imaging/Diagnostic Services)
- Labor & Delivery (Inpatient)
- Magnetic Resonance Imaging (Imaging/Diagnostic Services)
- Medical /Surgical Unit (Inpatient)
- Medical ICU (Intensive Care Unit)
- Non-Sterile Medication Compounding (Inpatient)
- Nuclear Medicine (Imaging/Diagnostic Services)
- Ophthalmology (Surgical Services)
- Orthopedic Surgery (Surgical Services)
- Outpatient Clinics (Outpatient)
- Plastic Surgery (Surgical Services)
- Positron Emission Tomography (PET) (Imaging/Diagnostic Services)
- Sterile Medication Compounding (Inpatient)
- Surgical ICU (Intensive Care Unit)
- Teleradiology (Imaging/Diagnostic Services)
- Ultrasound (Imaging/Diagnostic Services)
- Urology (Surgical Services)

- Vascular Surgery (Surgical Services)

National Patient Safety Goals and National Quality Improvement Goals

Symbol Key

-  This organization achieved the best possible results
-  This organization's performance is above the target range/value
-  This organization's performance is similar to the target range/value
-  This organization's performance is below the target range/value
-  This measure is not applicable for this organization
-  Not displayed

Measures Footnote Key

1. The measure or measure set was not reported.
2. The measure set does not have an overall result.
3. The number is not enough for comparison purposes.
4. The measure meets the Privacy Disclosure Threshold rule.
5. The organization scored above 90% but was below most other organizations.
6. The measure results are not statistically valid.
7. The measure results are based on a sample of patients.
8. The number of months with measure data is below the reporting requirement.
9. The measure results are temporarily suppressed pending resubmission of updated data.
10. Test Measure: a measure being evaluated for reliability of the individual data elements or awaiting National Quality Forum Endorsement.
11. There were no eligible patients that met the denominator criteria.

The Joint Commission only reports measures endorsed by the [National Quality Forum](#).

* This information can also be viewed at [Hospital Compare](#).

** Indicates per 1000 hours of patient care.

*** The measure was not in effect for this quarter.

---- Null value or data not displayed.

Hospital	2019 National Patient Safety Goals	Nationwide Comparison:	Statewide Comparison:
Reporting Period: January 2019 - December 2019			
National Quality Improvement Goals:			
	Emergency Department	National Comparison: 2	Statewide Comparison: 2
	Immunization	National Comparison: 2	Statewide Comparison: 2
	Perinatal Care	National Comparison: 2	Statewide Comparison: 2

[New Changes to Quarterly Measure](#)

[Download Quarterly Measure Results](#)

The Joint Commission only reports measures endorsed by the [National Quality Forum](#).

* State results are not calculated for the National Patient Safety Goals.

National Quality Improvement Goals:

Fort HealthCare, Inc.

HCO ID: 7636
 611 Sherman Avenue East
 Fort Atkinson , WI, 53538

Measure Area	Nationwide	Statewide
Perinatal Care Compared to Other Joint Commission Accredited Organizations	2	2

[Read More](#)

Measure	Hospital Results	Nationwide Top 10% Scored at Least	Average Rate	Statewide Top 10% Scored at Least	Average Rate
Elective Delivery Read More See Quarterly Results	0% of 44 Eligible Patients	Nationwide Statewide	Top 10% Scored at Least	0%	2%

Average Rate: 0% 2%

Quarterly Measure Results

Number of Eligible Patients

Rate

Nationwide Average

Jan - Mar 2019

44

0%

2%

Apr - Jun 2019

44

0%

2%

Jul - Sep 2019

44

0%

2%

Oct - Dec 2019

44

0%

2%

Measure	Hospital Results	Nationwide Top 10% Scored at Least	Average Rate	Statewide Top 10% Scored at Least	Average Rate		
Cesarean Birth Read More See Quarterly Results	⊕ 0% of Eligible Patients	Nationwide Statewide	Top 10% Scored at Least	12%	25%	Average Rate	11% 22%

Quarterly Measure Results

Number of Eligible Patients

Rate

Nationwide Average

Jan - Mar 2019

1

1

25%

Apr - Jun 2019

1

1

25%

Jul - Sep 2019

1

1


25%

Oct - Dec 2019

1

1

25%

Measure	Hospital Results	Nationwide Top 10% Scored at Least	Average Rate	Statewide Top 10% Scored at Least	Average Rate		
Exclusive Breast Milk Feeding Read More See Quarterly Results	 80% of 327 Eligible Patients	Nationwide Statewide	Top 10% Scored at Least	73%	51%	Average Rate	78% 62%

Quarterly Measure Results

Number of Eligible Patients

Rate

Nationwide Average

Jan - Mar 2019

327

82%

51%

Apr - Jun 2019

327

83%

52%

Jul - Sep 2019

327

78%


51%

Oct - Dec 2019

327

77%

50%

Measure	Hospital Results	Nationwide Top 10% Scored at Least	Average Rate	Statewide Top 10% Scored at Least	Average Rate		
Antenatal Steroids Read More (No Quarterly Results are available)	 3 ----	Nationwide Statewide	Top 10% Scored at Least	100%	98%	Average Rate	100% 99%

Quarterly Measure Results

Number of Eligible Patients
Rate

Nationwide Average

Jan - Mar 2019

1

1

98%

Apr - Jun 2019

1

1

99%

Jul - Sep 2019

1

1

99%

Oct - Dec 2019

1

1

98%

Measure	Hospital Results	Nationwide	Average	Statewide	Average		
		Top 10% Scored at Least	Rate	Top 10% Scored at Least	Rate	Rate	
Unexpected Complications in Term Newborns per 1000 livebirths - Overall Rate	N/D 10% of 311 Eligible Patients	Nationwide Statewide	Top 10% Scored at Least	17%	32%	Average Rate	13% 26%
Read More See Quarterly Results							

Quarterly Measure Results

Number of Eligible Patients

Rate

Nationwide Average

Jan - Mar 2019

311

14%

32%

Apr - Jun 2019

311

0%

31%

Jul - Sep 2019

311

22%

32%

Oct - Dec 2019

311

0%

32%

Measure	Hospital Results	Nationwide Top 10% Scored at Least	Average Rate	Statewide Top 10% Scored at Least	Average Rate		
Unexpected Complications in Term Newborns per 1000 livebirths - Severe Rate	ND 10 10% of 311 Eligible Patients	Nationwide Statewide	Top 10% Scored at Least	6%	13%	Average Rate	5% 12%
Read More See Quarterly Results							

Quarterly Measure Results

Number of Eligible Patients

Rate

Nationwide Average

Jan - Mar 2019

311

14%

14%

Apr - Jun 2019

311

0%

13%

Jul - Sep 2019

311

22%

14%

Oct - Dec 2019

311

0%

13%

Measure	Hospital Results	Nationwide Top 10% Scored at Least	Average Rate	Statewide Top 10% Scored at Least	Average Rate	Average Rate	
Unexpected Complications in Term Newborns per 1000 livebirths - Moderate Rate Read More See Quarterly Results	 10 0% of 311 Eligible Patients	Nationwide Statewide	Top 10% Scored at Least	3%	18%	Average Rate	0% 14%

Quarterly Measure Results

Number of Eligible Patients

Rate

Nationwide Average

Jan - Mar 2019

311

0%

18%

Apr - Jun 2019

311

0%

18%

Jul - Sep 2019

311

0%

19%

Oct - Dec 2019

311

0%

19%

Measure Area

Nationwide Statewide

Emergency Department Compared to Other Joint Commission

2

2

[Read More](#)

Accredited Organizations

Measure	Hospital Results	Nationwide	Weighted Median	Statewide	Weighted Median		
		Top 10% Scored at Most		Top 10% Scored at Most			
Median Time from ED Arrival to ED Departure for Admitted ED Patients	2 233.00 minutes 324 eligible Patients	Nationwide Statewide	Top 10% Scored at Least	200.00	350.00	Average Rate	176.01 217.02
Read More							
See Quarterly Results							

Quarterly Measure Results

Number of Eligible Patients
 Weighted Median Minutes
 Nationwide Weighted Median Minutes

Jan - Mar 2019

324
 252.00
 353.47

Apr - Jun 2019

324
 232.00
 344.67

Jul - Sep 2019

324
 237.00
 338.84

Oct - Dec 2019

324
 212.00
 360.02

Measure	Hospital Results	Nationwide Top 10% Scored at Most	Weighted Median	Statewide Top 10% Scored at Most	Weighted Median	Average Rate	
Admit Decision Time to ED	ND 2						
Departure Time for Admitted Patients	54.00 minutes 324 eligible Patients	Nationwide Statewide	Top 10% Scored at Least	55.00	133.00		44.6373.61
Read More See Quarterly Results							

Quarterly Measure Results

Number of Eligible Patients
 Weighted Median Minutes
 Nationwide Weighted Median Minutes

Jan - Mar 2019

324
 63.00
 149.03

Apr - Jun 2019

324
 51.00
 129.15

Jul - Sep 2019

324
 53.00
 123.92

Oct - Dec 2019

324
 48.00
 129.12

Measure Area Nationwide Statewide

Immunization Compared to Other Joint Commission N/D 2 N/D 2
[Read More](#) Accredited Organizations

Measure	Hospital Results	Nationwide Top 10% Scored at Least	Average Rate	Statewide Top 10% Scored at Least	Average Rate		
Influenza Immunization Read More See Quarterly Results	 97% of 264 Eligible Patients	Nationwide Statewide	Top 10% Scored at Least	99%	92%	Average Rate	100% 95%

Quarterly Measure Results

Number of Eligible Patients

Rate

Nationwide Average

Jan - Mar 2019

264

96%

93%

Apr - Jun 2019

1

1

1

Jul - Sep 2019

1

1

1

Oct - Dec 2019

264

98%

91%