



Organizations that have achieved
The Gold Seal of Approval® from
The Joint Commission®



Quality Report



Pascack Valley Health System, LLC



DBA: HMH Pascack Valley Medical Center
HCO ID: 537202
250 Old Hook Road
Westwood, NJ, 07675
(201) 383-1035
www.hackensackumcpv.com

Summary of Quality Information

Accreditation Programs

[View Accreditation History](#)



Accreditation Decision	Effective Date	Last Full Survey Date	Last On-Site Survey Date
Hospital Accredited	3/23/2019	3/22/2019	3/22/2019

Advanced Certification Programs

[View Certification History](#)



[Primary Stroke Center](#)

Certification Decision

[Certification](#)

Effective Date

10/2/2018

Last Full Survey Date

10/1/2021

Last On-Site Survey Date

10/1/2021

Core Certification Programs



Joint Replacement - Hip

Certification Decision

[Certification](#)

Effective Date

10/28/2020

Last Full Survey Date

10/27/2020

Last On-Site Survey Date

10/27/2020



Joint Replacement - Knee

Certification Decision

[Certification](#)

Effective Date

10/28/2020

Last Full Survey Date

10/27/2020

Last On-Site Survey Date

10/27/2020



Sepsis

Certification Decision

[Certification](#)

Effective Date

10/29/2020

Last Full Survey Date

10/28/2020

Last On-Site Survey Date

10/28/2020

Sites

Pascack Valley Hospital, LLC

DBA: Hackensack Meridian Health Pascack Valley Medical Center

250 Old Hook Road

Westwood, NJ, 07675

Available Services

- CT Scanner (Imaging/Diagnostic Services)
- Ear/Nose/Throat Surgery (Surgical Services)

- EEG/EKG/EMG Lab (Imaging/Diagnostic Services)
- Gastroenterology (Surgical Services)
- GI or Endoscopy Lab (Imaging/Diagnostic Services)
- Gynecological Surgery (Surgical Services)
- Gynecology (Inpatient)
- Inpatient Unit (Inpatient)
- Interventional Radiology (Imaging/Diagnostic Services)
- Labor & Delivery (Inpatient)
- Magnetic Resonance Imaging (Imaging/Diagnostic Services)
- Medical /Surgical Unit (Inpatient)
- Medical ICU (Intensive Care Unit)
- Neurosurgery (Surgical Services)
- Normal Newborn Nursery (Inpatient)
- Nuclear Medicine (Imaging/Diagnostic Services)
- Ophthalmology (Surgical Services)
- Orthopedic Surgery (Surgical Services)
- Orthopedic/Spine Unit (Inpatient)
- Outpatient Clinics (Outpatient)
- Plastic Surgery (Surgical Services)
- Post Anesthesia Care Unit (PACU) (Inpatient)
- Sleep Laboratory (Sleep Laboratory)
- Sterile Medication Compounding (Inpatient)
- Surgical Unit (Inpatient)
- Thoracic Surgery (Surgical Services)
- Ultrasound (Imaging/Diagnostic Services)
- Urology (Surgical Services)
- Vascular Surgery (Surgical Services)

Certification Programs







- Joint Replacement - Hip
- Joint Replacement - Knee
- Primary Stroke Center
- Sepsis

Other Clinics/Practices Located at This Site:

- Wound Care Center

National Patient Safety Goals and National Quality Improvement Goals

Symbol Key

-  This organization achieved the best possible results
-  This organization's performance is above the target range/value
-  This organization's performance is similar to the target range/value
-  This organization's performance is below the target range/value
-  This measure is not applicable for this organization
-  Not displayed

Measures Footnote Key

1. The measure or measure set was not reported.
2. The measure set does not have an overall result.

3. The number is not enough for comparison purposes.
4. The measure meets the Privacy Disclosure Threshold rule.
5. The organization scored above 90% but was below most other organizations.
6. The measure results are not statistically valid.
7. The measure results are based on a sample of patients.
8. The number of months with measure data is below the reporting requirement.
9. The measure results are temporarily suppressed pending resubmission of updated data.
10. Test Measure: a measure being evaluated for reliability of the individual data elements or awaiting National Quality Forum Endorsement.
11. There were no eligible patients that met the denominator criteria.

The Joint Commission only reports measures endorsed by the [National Quality Forum](#).

* This information can also be viewed at [Hospital Compare](#).

** Indicates per 1000 hours of patient care.

*** The measure was not in effect for this quarter.

---- Null value or data not displayed.

Hospital	2019 National Patient Safety Goals	Nationwide Comparison:	Statewide Comparison:
	Reporting Period: January 2019 - December 2019 National Quality Improvement Goals:		
	Emergency Department	National Comparison: 2	Statewide Comparison: 2
	Perinatal Care	National Comparison: 2	Statewide Comparison: 2

[New Changes to Quarterly Measure](#)

[Download Quarterly Measure Results](#)

The Joint Commission only reports measures endorsed by the [National Quality Forum](#).

* State results are not calculated for the National Patient Safety Goals.

National Quality Improvement Goals:

Pascack Valley Health System, LLC

HCO ID: 537202
250 Old Hook Road
Westwood , NJ, 07675

Measure Area	Nationwide	Statewide
Perinatal Care Compared to Other Joint Commission Accredited Organizations	2	2

[Read More](#)

Measure	Hospital Results	Nationwide Top 10% Scored at Least	Average Rate	Statewide Top 10% Scored at Least	Average Rate		
Elective Delivery Read More See Quarterly Results	✔ 2% of 124 Eligible Patients	Nationwide Statewide	Top 10% Scored at Least	0%	2%	Average Rate	0% 2%

Quarterly Measure Results

Number of Eligible Patients	Rate	Nationwide Average
Jan - Mar 2019	124	0%
Apr - Jun 2019	124	0%
Jul - Sep 2019	124	10%
Oct - Dec 2019	124	0%

Measure	Hospital Results	Nationwide Top 10% Scored at Least	Average Rate	Statewide Top 10% Scored at Least	Average Rate		
Cesarean Birth Read More See Quarterly Results	⊕ 0% of Eligible Patients	Nationwide Statewide	Top 10% Scored at Least	12%	25%	Average Rate	15% 24%

Quarterly Measure Results

Number of Eligible Patients

Rate

Nationwide Average

Jan - Mar 2019

1

1

25%

Apr - Jun 2019

1

1

25%

Jul - Sep 2019

1

1


25%

Oct - Dec 2019

1

1

25%

Measure	Hospital Results	Nationwide Top 10% Scored at Least	Average Rate	Statewide Top 10% Scored at Least	Average Rate		
Exclusive Breast Milk Feeding	 54% of 1047 Eligible Patients	Nationwide Statewide	Top 10% Scored at Least	73%	51%	Average Rate	54% 44%
Read More See Quarterly Results							

Quarterly Measure Results

Number of Eligible Patients

Rate

Nationwide Average

Jan - Mar 2019

1047

46%

51%

Apr - Jun 2019

1047

62%

52%

Jul - Sep 2019

1047

52%


51%

Oct - Dec 2019

1047

56%

50%

Measure	Hospital Results	Nationwide Top 10% Scored at Least	Average Rate	Statewide Top 10% Scored at Least	Average Rate		
Antenatal Steroids Read More See Quarterly Results	 100% of 11 Eligible Patients	Nationwide Statewide	Top 10% Scored at Least	100%	98%	Average Rate	100% 99%

Quarterly Measure Results

Number of Eligible Patients

Rate

Nationwide Average

Jan - Mar 2019

11

100%

98%

Apr - Jun 2019

4

4

99%

Jul - Sep 2019

11

100%

99%

Oct - Dec 2019

11

100%

98%

Measure	Hospital Results	Nationwide Top 10% Scored at Least	Average Rate	Statewide Top 10% Scored at Least	Average Rate	Average Rate	
Unexpected Complications in Term Newborns per 1000 livebirths - Overall Rate Read More See Quarterly Results	 10 29% of 1038 Eligible Patients	Nationwide Statewide	Top 10% Scored at Least	17%	32%	Average Rate	16% 27%

Quarterly Measure Results

Number of Eligible Patients

Rate

Nationwide Average

Jan - Mar 2019

1038

32%

32%

Apr - Jun 2019

1038

34%

31%

Jul - Sep 2019

1038

29%

32%

Oct - Dec 2019

1038

22%

32%

Measure	Hospital Results	Nationwide Top 10% Scored at Least	Average Rate	Statewide Top 10% Scored at Least	Average Rate	Average Rate	
Unexpected Complications in Term Newborns per 1000 livebirths - Severe Rate Read More See Quarterly Results	10 11% of 1038 Eligible Patients	Nationwide Statewide	Top 10% Scored at Least	6%	13%	Average Rate	4% 8%

Quarterly Measure Results

Number of Eligible Patients

Rate

Nationwide Average

Jan - Mar 2019

1038

14%

14%

Apr - Jun 2019

1038

11%

13%

Jul - Sep 2019

1038

4%

14%

Oct - Dec 2019

1038

14%

13%

Measure	Hospital Results	Nationwide Top 10% Scored at Least	Average Rate	Statewide Top 10% Scored at Least	Average Rate		
Unexpected Complications in Term Newborns per 1000 livebirths - Moderate Rate	(N/D) 10 18% of 1038 Eligible Patients	Nationwide Statewide	Top 10% Scored at Least	3%	18%	Average Rate	6% 19%
Read More See Quarterly Results							

Quarterly Measure Results

Number of Eligible Patients
Weighted Median Minutes
Nationwide Weighted Median Minutes

Jan - Mar 2019

527
136.00
149.03

Apr - Jun 2019

527
125.00
129.15

Jul - Sep 2019

527
113.00
123.92

Oct - Dec 2019

527
140.00
129.12