



Organizations that have achieved
The Gold Seal of Approval® from
The Joint Commission®



Quality Report





St. Joseph's Community Hospital of West Bend Inc.

DBA: Froedtert West Bend
HCO ID: 7720
3200 Pleasant Valley Rd
West Bend, WI, 53095
(262) 836-5533
<http://www.froedtert.com>

Summary of Quality Information

Accreditation Programs

[View Accreditation History](#)



Hospital Accreditation Decision	Effective Date	Last Full Survey Date	Last On-Site Survey Date
Accredited	4/5/2019	4/4/2019	4/4/2019

Advanced Certification Programs

[View Certification History](#)



[Primary Stroke Center Certification Decision](#)

[Effective Date](#)

8/19/2021

[Last Full Survey Date](#)

8/18/2021

[Last On-Site Survey Date](#)

8/18/2021

Sites

St. Joseph's Community Hospital of West Bend Inc.

DBA: Froedtert St. Joseph's Hospital
3200 Pleasant Valley Rd

Available Services







- CT Scanner (Imaging/Diagnostic Services)
- Ear/Nose/Throat Surgery (Surgical Services)
- EEG/EKG/EMG Lab (Imaging/Diagnostic Services)
- Gastroenterology (Surgical Services)
- General Laboratory Tests
- GI or Endoscopy Lab (Imaging/Diagnostic Services)
- Gynecological Surgery (Surgical Services)
- Hazardous Medication Compounding (Inpatient)
- Inpatient Unit (Inpatient)
- Interventional Radiology (Imaging/Diagnostic Services)
- Labor & Delivery (Inpatient)
- Magnetic Resonance Imaging (Imaging/Diagnostic Services)
- Medical /Surgical Unit (Inpatient)
- Medical ICU (Intensive Care Unit)
- Non-Sterile Medication Compounding (Inpatient)
- Normal Newborn Nursery (Inpatient)
- Nuclear Medicine (Imaging/Diagnostic Services)
- Ophthalmology (Surgical Services)
- Orthopedic Surgery (Surgical Services)
- Outpatient Clinics (Outpatient)
- Plastic Surgery (Surgical Services)
- Positron Emission Tomography (PET) (Imaging/Diagnostic Services)
- Post Anesthesia Care Unit (PACU) (Inpatient)
- Radiation Oncology (Imaging/Diagnostic Services)
- Sleep Laboratory (Sleep Laboratory)
- Sterile Medication Compounding (Inpatient)
- Surgical ICU (Intensive Care Unit)
- Teleradiology (Imaging/Diagnostic Services)
- Thoracic Surgery (Surgical Services)
- Ultrasound (Imaging/Diagnostic Services)
- Urology (Surgical Services)
- Vascular Surgery (Surgical Services)

Certification Programs

- Primary Stroke Center

National Patient Safety Goals and National Quality Improvement Goals

Symbol Key

-  This organization achieved the best possible results
-  This organization's performance is above the target range/value
-  This organization's performance is similar to the target range/value
-  This organization's performance is below the target range/value
-  This measure is not applicable for this organization
-  Not displayed

Measures Footnote Key

1. The measure or measure set was not reported.
2. The measure set does not have an overall result.
3. The number is not enough for comparison purposes.
4. The measure meets the Privacy Disclosure Threshold rule.
5. The organization scored above 90% but was below most other organizations.
6. The measure results are not statistically valid.
7. The measure results are based on a sample of patients.
8. The number of months with measure data is below the reporting requirement.
9. The measure results are temporarily suppressed pending resubmission of updated data.
10. Test Measure: a measure being evaluated for reliability of the individual data elements or awaiting National Quality Forum Endorsement.
11. There were no eligible patients that met the denominator criteria.



The Joint Commission only reports measures endorsed by the [National Quality Forum](#).

* This information can also be viewed at [Hospital Compare](#).

** Indicates per 1000 hours of patient care.

*** The measure was not in effect for this quarter.

---- Null value or data not displayed.

Hospital	2019 National Patient Safety Goals	Nationwide Comparison:	Statewide Comparison:
Reporting Period: January 2020 - December 2020 National Quality Improvement Goals:			
Perinatal Care		National Comparison:  2	Statewide Comparison:  2

[New Changes to Quarterly Measure](#)

[Download Quarterly Measure Results](#)



The Joint Commission only reports measures endorsed by the [National Quality Forum](#).

* State results are not calculated for the National Patient Safety Goals.

National Quality Improvement Goals:

St. Joseph's Community Hospital of West Bend Inc.

HCO ID: 7720
 3200 Pleasant Valley Rd
 West Bend , WI, 53095

Measure Area	Nationwide	Statewide
Perinatal Care Compared to Other Joint Commission Read More Accredited Organizations	 2	 2

Measure	Hospital Results	Nationwide Top 10% Scored at Least	Average Rate	Statewide Top 10% Scored at Least	Average Rate		
Elective Delivery Read More See Quarterly Results	✔ 2% of 45 Eligible Patients	Nationwide Statewide	Top 10% Scored at Least	0%	2%	Average Rate	0%2%

Quarterly Measure Results

Number of Eligible Patients

Rate

Nationwide Average

Jan - Mar 2020

45

0%

2%

Apr - Jun 2020

1

1

2%

Jul - Sep 2020

45

0%

2%

Oct - Dec 2020

45

6%

2%

Measure	Hospital Results	Nationwide Top 10% Scored at Least	Average Rate	Statewide Top 10% Scored at Least	Average Rate		
Cesarean Birth Read More See Quarterly Results	⊕ 0% of Eligible Patients	Nationwide Statewide	Top 10% Scored at Least	16%	25%	Average Rate	15%21%

Quarterly Measure Results

Number of Eligible Patients

Rate

Nationwide Average

Jan - Mar 2020

1

1

25%

Apr - Jun 2020

1

1

25%

Jul - Sep 2020

1

1


25%

Oct - Dec 2020

1

1

26%

Measure	Hospital Results	Nationwide Top 10% Scored at Least	Average Rate	Statewide Top 10% Scored at Least	Average Rate		
Exclusive Breast Milk Feeding Read More See Quarterly Results	 77% of 360 Eligible Patients	Nationwide Statewide	Top 10% Scored at Least	71%	51%	Average Rate	77% 63%

Quarterly Measure Results

Number of Eligible Patients

Rate

Nationwide Average

Jan - Mar 2020

360

80%

52%

Apr - Jun 2020

1

1

52%

Jul - Sep 2020

360

73%

50%

Oct - Dec 2020

360

79%

49%

Measure	Hospital Results	Nationwide Top 10% Scored at Least	Average Rate	Statewide Top 10% Scored at Least	Average Rate	Average Rate	
Unexpected Complications in Term Newborns per 1000 livebirths - Overall Rate Read More See Quarterly Results	 28% of 360 Eligible Patients	Nationwide Statewide	Top 10% Scored at Least	15%	31%	Average Rate	11% 28%

Quarterly Measure Results

Number of Eligible Patients

Rate

Nationwide Average

Jan - Mar 2020

360

17%

32%

Apr - Jun 2020

1

1

30%

Jul - Sep 2020

360

40%

31%

Oct - Dec 2020

360

26%

31%

Measure	Hospital Results	Nationwide Top 10% Scored at Least	Average Rate	Statewide Top 10% Scored at Least	Average Rate		
Unexpected Complications in Term Newborns per 1000 livebirths - Severe Rate	19% of 360 Eligible Patients	Nationwide Statewide	Top 10% Scored at Least	5%	13%	Average Rate	5% 14%

[Read More](#)

[See Quarterly Results](#)

Quarterly Measure Results

Number of Eligible Patients

Rate

Nationwide Average

Jan - Mar 2020

360

8%

13%

Apr - Jun 2020

1

1

13%

Jul - Sep 2020

360

24%

13%

Oct - Dec 2020

360

26%

13%

Measure	Hospital Results	Nationwide Top 10% Scored at Least	Average Rate	Statewide Top 10% Scored at Least	Average Rate		
Unexpected Complications in Term Newborns per 1000 livebirths - Moderate Rate Read More See Quarterly Results	 8% of 360 Eligible Patients	Nationwide Statewide	Top 10% Scored at Least	2%	18%	Average Rate	0% 14%

Quarterly Measure Results

Number of Eligible Patients

Rate

Nationwide Average

Jan - Mar 2020

360

8%

19%

Apr - Jun 2020

1

1

18%

Jul - Sep 2020

360

16%

18%

Oct - Dec 2020

360

0%

18%